


XB4-B series



XB4-BV65





Pilot lights

Supply voltage	Scheme	Supply voltage	Color	Reference
Direct bulb supplied		< 380V 50Hz	Green	XB4-BV63
			Red	XB4-BV64
			Yellow	XB4-BV65
			Blue	XB4-BV66

With function symbol, spring return



XB4-BA4322

Description	Contact type	Scheme	Color	Marking on	Reference	Weight		
Flush	N/O		Green		XB4-BA3311C	0.07		
			White	↑ & ↓	XB4-BA3341C			
			Black		↑ & ↓	XB4-BA3351C	0.07	
					Red	○		XB4-BA4322C
Raised model N/C push button	N/C		Red	○	XB4-BA4322C	0.07		
					Stop		XB4-BA4342C	
			Stop		Red	○	XB4-BA4342C	0.07
							Stop	




XB4-BG25



Description	Contact type	Key position removal	Reference
3 positions stay out	N/O+N/O	Center	XB4-BG33
3 positions stay out		Left & right	XB4-BG53


Latching mushroom head "emergency stop" pushbuttons



XB4-BS542

Push-pull reset		N/C	φ 40	XB4-BT42
		N/C	φ 30	XB4-BS442
		N/C	φ 40	XB4-BS542
		N/C	φ 60	XB4-BS642
Key mushroom head		N/C	φ 40	XB4-BS142

Description	Contact type	Scheme	Marking on	Degree protection	Reference		
Without pilot light 1 flush green pushbutton 2 projecting red pushbutton	N/O+N/O		Unmarked	IP40	XB4-BL8325		
				IP65	XB4-BL9325		
			IP40			IP40	XB4-BL8425
						IP65	XB4-BL9425



XB4-BL8425